









SMART RANGE

1 MAIN FEATURES


T Triphasic	 Diesel fuel	 Grupel / 3GA14D50	 Grupel / 164GB14	 / 7320
--------------------	---	---	--	--

Hz 50Hz	 1500 r.p.m.	V 400V	cos φ 0,8
Standby power (STP)	11 kVA	8 kW	
Prime Power (PRP)	10 kVA	8 kW	
Power Continuous (COP)	- kVA	- kW	

Hz 60Hz	 1800 r.p.m.	V 480V	cos φ 0,8
Standby power (STP)	12 kVA	10 kW	
Prime Power (PRP)	11 kVA	9 kW	
Power Continuous (COP)	- kVA	- kW	

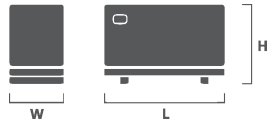
OPEN SKID

Length (L)	1250 mm
Height (H)	1110 mm
Width (W)	960 mm
Weight	361 kg
Daily tank	80 L



SOUNDPROOF

Length (L)	1600 mm
Height (H)	1110 mm
Width (W)	700 mm
Weight	536 kg
Daily tank	40 L



	50Hz	60Hz
Acoustic pressure level @ 1m	-	-
Acoustic pressure level @ 7m	-	-

	50Hz	60Hz
Acoustic pressure level @ 1m	74 dB(A)	76 dB(A)
Acoustic pressure level @ 7m	61 dB(A)	63 dB(A)

AVAILABLE VOLTAGES - 50Hz

FP (cos φ)	Phase	Voltage	COP (kVA/kW)	PRP (kVA/kW)	STP (kVA/kW)	Circuit breaker (A)
0,8	Three-phase	440	- / -	10 / 8	11 / 9	16
0,8	Three-phase	415	- / -	10 / 8	11 / 9	16
0,8	Three-phase	400	- / -	10 / 8	11 / 8	16
0,8	Three-phase	380	- / -	10 / 8	11 / 8	16
0,8	Three-phase	240	- / -	10 / 8	11 / 9	25
0,8	Three-phase	230	- / -	10 / 8	11 / 8	25
0,8	Three-phase	220	- / -	10 / 8	11 / 9	32
0,8	Single phase	240	- / -	8 / 6	9 / 7	40
1	Single phase	240	- / -	6 / 6	7 / 7	32
0,8	Single phase	230	- / -	8 / 6	9 / 7	40
1	Single phase	230	- / -	6 / 6	7 / 7	32
0,8	Single phase	220	- / -	8 / 6	9 / 7	40
1	Single phase	220	- / -	6 / 6	7 / 7	32

AVAILABLE VOLTAGES - 60Hz

FP (cos φ)	Phase	Voltage	COP (kVA/kW)	PRP (kVA/kW)	STP (kVA/kW)	Circuit breaker (A)
0,8	Three-phase	480	- / -	11 / 9	12 / 10	16
0,8	Three-phase	460	- / -	11 / 9	12 / 9	16
0,8	Three-phase	440	- / -	11 / 9	12 / 9	16
0,8	Three-phase	416	- / -	11 / 8	12 / 9	16
0,8	Three-phase	240	- / -	11 / 9	12 / 10	32
0,8	Three-phase	230	- / -	11 / 9	12 / 9	32
0,8	Three-phase	220	- / -	11 / 9	12 / 9	32
0,8	Three-phase	208	- / -	11 / 8	12 / 9	32
0,8	Single phase	240	- / -	9 / 7	10 / 8	40
1	Single phase	240	- / -	9 / 9	9 / 9	40
0,8	Single phase	230	- / -	9 / 7	10 / 8	40
1	Single phase	230	- / -	9 / 9	9 / 9	40
0,8	Single phase	220	- / -	9 / 7	10 / 8	40
1	Single phase	220	- / -	9 / 9	9 / 9	40


2 ROOM INSTALLATION

EXHAUST SYSTEM	50 Hz			60 Hz		
	COP	PRP	STP	COP	PRP	STP
Exhaust gas temperature (°C)	-	-	550	-	-	550
Exhaust gas flow (m³/min)	-	-	-	-	-	-
Evacuated Heat (kW)	-	7,3	8	-	8,3	9
Maximum back pressure (kPa)	5			5		
Exhaust silencer attenuation (dB)	30			30		
Output Diameter (mm)	65			65		

VENTILATION SYSTEMS	50 Hz			60 Hz		
	COP	PRP	STP	COP	PRP	STP
Combustion air flow (m³/min)	-	-	-	-	-	-
Cooling airflow (m³/min)	42,5			51		
Maximum load losses (Pa)	-			-		
RADIATION	50 Hz			60 Hz		
	COP	PRP	STP	COP	PRP	STP
Engine (kW)	2,6	2,6	2,9	3,2	3,2	3,6
Alternator (kW)	2,1	2,1	2,3	2,4	2,4	2,6

3 ENGINE SPECIFICATIONS


GENERAL SPECIFICATIONS	50 Hz	60 Hz
Model	3GA14D50	
Emissions	Not satisfy 97/68/EC	
Performance grade	G1	
Operating method	Four stroke	
Fuel type	Diesel fuel	
Refrigeration system	Water/antifreeze Closed Circuit	
Aspiration system	Natural	
Injection system	Direct	
No. and Cylinder arrangement	3 In-Line	
Displacement (L)	1,357	
Cylinder bore (mm)	80	
Cylinder stroke (mm)	90	
Compression Ratio	18:1	
Regulation	Mechanic	
Rotation speed	1500	1800
Piston Speed (m/s)	4,5	5,4
Gross power COP (kWm)	-	-
Gross power PRP (kWm)	11	12,64
Gross power STP (kWm)	12	13,76
Fan power (kWm)	1,5	2
Net Power COP (kWm)	-	-
Net Power PRP (kWm)	9,5	10,64
Net Power STP (kWm)	10,5	11,76
BMEP COP (kPa)	-	-
BMEP PRP (kPa)	619	593
BMEP STP (kPa)	678	648



CONSUMPTION		50Hz		60Hz	
Fuel consumption	LOAD	lt/h	g/kWh	lt/h	g/kWh
STP	100%	3,4	250	3,9	250
	100%	3,1	250	3,6	250
	75%	2,3	250	2,7	250
PRP	50%	1,5	250	1,8	250
	100%	-	-	-	-
	75%	-	-	-	-
COP	50%	-	-	-	-
	50%	-	-	-	-
Oil consumption		-			
REFERENCE CONDITIONS					
Temperature (°C)		25			
Atmospheric pressure (kPa)		100			
CAPACITY					
Coolant (L)		-			
Oil (L)		-			
STARTING SYSTEM					
Voltage (V)		12			
Power (kW)		2			
Battery (Ah)		60			

4 ALTERNATOR SPECIFICATIONS

GENERAL SPECIFICATIONS	
Model	164GB14
Phases No.	Triphasic
Protection	IP23
Insulation	H
Temperature Rise	H
50Hz R.F.I. telephone interference	THF<2%
60Hz R.F.I. telephone interference	TIF<50
R.F.I. Suppression	BS EN 61000-6-2 /6-4, VDE 0875G, VDE 0875N.
Coupling	Semi-Flexible
Support	Single bearing



Wave form distortion with no load	< 1,5%
Wave form distortion with balanced linear load	< 5%
Winding Leads	12
Excitation (standard / option)	Self-excited / -
AVR Model (standard / option)	SX460/ -
Voltage Regulation (standard / option)	± 1,0%/ -



SMART RANGE

RATED POWER - 50Hz								RATED POWER - 60Hz							
FP (cos Ø)	Phase	Voltage (V)	Power		Xd	X'd	X''d	FP (cos Ø)	Phase	Voltage (V)	Power		Xd	X'd	X''d
			PRP/STP (kVA)	Efficiency PRP/STP (%)							PRP/STP (kVA)	Efficiency PRP/STP (%)			
0,8	Three-phase	440	14 / 15	81,4 / 81,4	1,754	0,179	0,112	0,8	Three-phase	480	16 / 18	81,6 / 81,6	2,174	0,223	0,139
0,8	Three-phase	415	14 / 15	81,0 / 81,0	1,754	0,179	0,112	0,8	Three-phase	460	16 / 18	80,7 / 80,7	2,174	0,223	0,139
0,8	Three-phase	400	14 / 15	80,6 / 80,6	1,754	0,179	0,112	0,8	Three-phase	440	16 / 18	80,2 / 80,2	2,174	0,223	0,139
0,8	Three-phase	380	14 / 15	80,0 / 80,0	1,754	0,179	0,112	0,8	Three-phase	416	16 / 18	79,8 / 79,8	2,174	0,223	0,139
0,8	Three-phase	240	14 / 15	81,0 / 81,0	1,754	0,179	0,112	0,8	Three-phase	240	16 / 18	81,6 / 81,6	2,174	0,223	0,139
0,8	Three-phase	230	14 / 15	80,6 / 80,6	1,754	0,179	0,112	0,8	Three-phase	230	16 / 18	80,7 / 80,7	2,174	0,223	0,139
0,8	Three-phase	220	14 / 15	81,4 / 81,4	1,754	0,179	0,112	0,8	Three-phase	220	16 / 18	80,2 / 80,2	2,174	0,223	0,139
0,8	Single phase	240	8 / 9	80,1 / 80,1	1,754	0,179	0,112	0,8	Three-phase	208	16 / 18	79,8 / 79,8	2,174	0,223	0,139
1	Single phase	240	8 / 9	80,1 / 80,1	1,754	0,179	0,112	0,8	Single phase	240	9 / 10	80,1 / 80,1	2,174	0,223	0,139
0,8	Single phase	230	8 / 9	80,1 / 80,1	1,754	0,179	0,112	1	Single phase	240	9 / 10	80,1 / 80,1	2,174	0,223	0,139
1	Single phase	230	8 / 9	80,1 / 80,1	1,754	0,179	0,112	0,8	Single phase	230	9 / 10	80,1 / 80,1	2,174	0,223	0,139
0,8	Single phase	220	8 / 9	80,1 / 80,1	1,754	0,179	0,112	1	Single phase	230	9 / 10	80,1 / 80,1	2,174	0,223	0,139
1	Single phase	220	8 / 9	80,1 / 80,1	1,754	0,179	0,112	0,8	Single phase	220	9 / 10	80,1 / 80,1	2,174	0,223	0,139
								1	Single phase	220	9 / 10	80,1 / 80,1	2,174	0,223	0,139

5

CONTROL PANEL



GENSET	DEEPSEA 7320	OPTIONAL
Voltage (Ph-Ph / Ph-N)	• / •	• / •
Current intensity	•	•
Frequency	•	•
RMS values	•	•
Generator phase sequence	•	•
Generator earth current [a]	o	o
No. of registers events	250	250
Real time clock	•	•
PIN protection	•	•
kWh, kVAr, kVAh, kVAh, cos Ø	•	•
Synchroscope (m)	-	o
Nº of available outputs [b]	6	6
Engine run hours	•	•
Indication of alarms on LCD	•	•
Total no. of LED indicators	12	12
No. of LED alarms	4	4
Sound signalling alarms	•	•
Scheduler	•	•
Fuel Level	•	•

Electrical network	DEEPSEA 7320	OPTIONAL
Voltage (Ph-Ph / Ph-N)	• / •	• / •
Current intensity [a]	-	o
Frequency	•	•
kVA, kW, cos Ø (a)	-	o
Inversion control between main-group	•	•
Protections and Alarms	DEEPSEA 7320	OPTIONAL
High / low battery voltage	A	o
Failure in Battery Charge Alternator	A	o
Failure to stop	A/S	A/S
Failure to start	A/S	A/S
Low fuel level	A/S	A/S
Overload	A/S	A/S
Earth leakage	A/S	A/S
Asymmetry between phases	A/S	A/S
Maintenance	A/S	A/S
High / Low generator frequency	A/S	A/S
Engine overspeed	A/S	A/S
Engine underspeed	A/S	A/S
Generator overvoltage	A/S	A/S
Generator undervoltage	A/S	A/S
ECU Alert (if applicable)	A/S	A/S
Low oil pressure	A/S	A/S
Low level of radiator water [f]	A/S	A/S
Engine high temperature	A/S	A/S
Fuel leakage/ theft	A	o

6 CONTROL PANEL

Engine	DEEPSEA 7320	OPTIONAL
Engine Speed	•	•
Low oil pressure protection	•	•
Oil pressure reading [c]	o	o
High temperature engine protection	•	•
Engine temperature reading [c]	o	o
Engine battery voltage	•	•
Intensity of the engine battery [d]	o	o
Fuel Consumption [e]	•	•
Low level of radiator water [f]	o	o
Engine maintenance scheduled	•	•
Communication	DEEPSEA 7320	OPTIONAL
USB female type B plug (Max. 6m) [g]	•	•
USB female type A plug (n)	-	o
RS232 port (Max. 15m) (n)	•	•
RS485 port (Max. 1,2Km) [h]	•	•
Ethernet port RJ45 [i]	o	o
GSM and/or GPS [j]	o	o
ModBus RTU protocol [h]	•	•
ModBus TCP protocol [i]	o	o
SNMP protocol [l]	o	o
CAN port (Max. 40m)	•	•
MSC port (Max. 240m) (m)	-	o
PLC functionality	•	•

Applications	DEEPSEA 7320	OPTIONAL
Automatic or manual starting	•	•
Remote start by NO dry contact	•	•
Automatic by mains failure	•	•
Alternating with timesharing	-	o
Multi-generators synchronization and load sharing (Max. 32 generators) (m)	-	o
Generator-Main in synchronism and load sharing (1 generator and 1 main) (m)	-	o
Optional expansions	DEEPSEA 7320	OPTIONAL
DSE2130 (8 inputs dig.) IG-IOM (8 in/outputs dig. + 4 inputs anal.) G-08 (8 inputs dig.)	•	•
DSE2157 I-RB8 G-06 (8 relay outputs)	•	•
DSE890 IL-NT-GPRS G-GSM (GSM and/or GPS)	•	•
DSE891 IB-LITE G-ETH (ethernet module)	•	•
DSE892 IB-LITE - (ethernet module according SNMP protocol)	•	•
DSE2548 IGL-RA15 - (expansion with 8 additional LEDs)	•	•
DSE2510 / 20 (mirror controller, maximum distance 1km)	•	•
Standards		
Working temperature		-30 -> 70°C
Protection index (when assembled with sealing gasket)		IP65
Degree of humidity (during 48hr)		93% / 40°C

Legend

•	Available
o	Optional
-	Not available
A	Warning Alarm
S	Stop alarm
[a]	Need additional CT
[b]	No. of outputs available for standard configuration. The outputs do not include relays and additional terminal connections.
[c]	If the information is not provided by the engine-ECU, you need an additional sensor

[d]	Needs additional ammeter
[e]	If information provided by the engine ECU
[f]	Required additional sensor
[g]	Requires the addition of the IL-NT-S-USB module
[h]	Requires the addition of the IL-NT-RS232-485 module
[i]	DeepSea: Requires the addition of the DSE891 module/ ComAp: Requires the addition of the IB-LITE module
[j]	DeepSea: Requires the addition of the DSE890 module/ ComAp: Requires the addition of the IL-NT-GPRS module
[l]	DeepSea: Requires the addition of the DSE892 module/ ComAp: Requires the addition of the IB-LITE module

Indicative weights and dimensions. Reference ambient conditions: 100kPa, 25°C, 30% relative humidity and fuel temperature below 40°C. Power in accordance with ISO 8528: Continuous power (PRP): Maximum available power to feed a variable electrical load for an unlimited period. The average of load factor in 24h of operation, shall not exceed 70% of the PRP. Admits 10% of overload during the maximum period of 1h every 12h of operation. The operation under overload shall not exceed 25h/year. Emergency Power (STP): Maximum available power to feed variable electrical load for a maximum period of 200h/year. The average of load factor in 24h of operation shall not exceed 70% of the STP. No overload. These specifications are subject to change without notice.

Distribuidor