



SMART RANGE

1 MAIN FEATURES


T Triphasic
 Diesel fuel
 Perkins / 1103A-33TG1
 Grupel / 224GB50
 / 7320

Hz 50Hz	1500 r.p.m.	V 400V	cos φ 0,8
Standby power (STP)	50 kVA	40 kW	
Prime Power (PRP)	46 kVA	36 kW	
Power Continuous (COP)	- kVA	- kW	

Hz 60Hz	1800 r.p.m.	V 480V	cos φ 0,8
Standby power (STP)	60 kVA	48 kW	
Prime Power (PRP)	54 kVA	43 kW	
Power Continuous (COP)	- kVA	- kW	

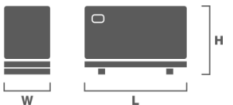
OPEN SKID

Length (L)	1700 mm
Height (H)	1110 mm
Width (W)	960 mm
Weight	793 kg
Daily tank	150 L



SOUNDPROOF

Length (L)	1950 mm
Height (H)	1110 mm
Width (W)	800 mm
Weight	993 kg
Daily tank	40 L



	50Hz	60Hz
Acoustic pressure level @ 1m	-	-
Acoustic pressure level @ 7m	-	-

	50Hz	60Hz
Acoustic pressure level @ 1m	67 dB(A)	71 dB(A)
Acoustic pressure level @ 7m	55 dB(A)	59 dB(A)

AVAILABLE VOLTAGES - 50Hz

FP (cos Ø)	Phase	Voltage	COP (kVA/kW)	PRP (kVA/kW)	STP (kVA/kW)	Circuit breaker (A)
0,8	Three-phase	440	- / -	46 / 37	51 / 41	63
0,8	Three-phase	415	- / -	46 / 37	50 / 40	80
0,8	Three-phase	400	- / -	46 / 36	50 / 40	80
0,8	Three-phase	380	- / -	45 / 36	50 / 40	80
0,8	Three-phase	240	- / -	46 / 37	50 / 40	125
0,8	Three-phase	230	- / -	46 / 36	50 / 40	125
0,8	Three-phase	220	- / -	46 / 37	51 / 41	125
0,8	Single phase	240	- / -	30 / 24	33 / 26	125
1	Single phase	240	- / -	24 / 24	26 / 26	100
0,8	Single phase	230	- / -	30 / 24	33 / 26	160
1	Single phase	230	- / -	24 / 24	26 / 26	125
0,8	Single phase	220	- / -	30 / 24	33 / 26	160
1	Single phase	220	- / -	24 / 24	26 / 26	125

AVAILABLE VOLTAGES - 60Hz

FP (cos Ø)	Phase	Voltage	COP (kVA/kW)	PRP (kVA/kW)	STP (kVA/kW)	Circuit breaker (A)
0,8	Three-phase	480	- / -	54 / 43	60 / 48	80
0,8	Three-phase	460	- / -	54 / 43	59 / 48	80
0,8	Three-phase	440	- / -	54 / 43	59 / 47	80
0,8	Three-phase	416	- / -	53 / 43	59 / 47	80
0,8	Three-phase	240	- / -	54 / 43	60 / 48	160
0,8	Three-phase	230	- / -	54 / 43	59 / 48	160
0,8	Three-phase	220	- / -	54 / 43	59 / 47	160
0,8	Three-phase	208	- / -	53 / 43	59 / 47	160
0,8	Single phase	240	- / -	33 / 26	35 / 28	160
1	Single phase	240	- / -	32 / 32	35 / 35	160
0,8	Single phase	230	- / -	33 / 26	35 / 28	160
1	Single phase	230	- / -	32 / 32	35 / 35	160
0,8	Single phase	220	- / -	33 / 26	35 / 28	160
1	Single phase	220	- / -	32 / 32	35 / 35	160


2 ROOM INSTALLATION

EXHAUST SYSTEM	50 Hz			60 Hz		
	COP	PRP	STP	COP	PRP	STP
Exhaust gas temperature (°C)	-	492	537	-	510	551
Exhaust gas flow (m³/min)	-	7	7,7	-	8,8	9,5
Evacuated Heat (kW)	-	30	35	-	39	43
Maximum back pressure (kPa)	10					
Exhaust silencer attenuation (dB)	30					
Output Diameter (mm)	65					

VENTILATION SYSTEMS	50 Hz			60 Hz		
	COP	PRP	STP	COP	PRP	STP
Combustion air flow (m³/min)	-	2,9	3,1	-	3,7	3,9
Cooling airflow (m³/min)	53			70		
Maximum load losses (Pa)	125					
RADIATION	50 Hz			60 Hz		
	COP	PRP	STP	COP	PRP	STP
Engine (kW)	7	7	8	8	8	9
Alternator (kW)	4,7	4,7	5,2	5,4	5,4	5,9

3 ENGINE SPECIFICATIONS


GENERAL SPECIFICATIONS	50 Hz	60 Hz
Model	1103A-33TG1	
Emissions	Not satisfy 97/68/EC	
Performance grade	G2	
Operating method	Four stroke	
Fuel type	Diesel fuel	
Refrigeration system	Water/antifreeze Closed Circuit	
Aspiration system	Turbocharged	
Injection system	Direct	
No. and Cylinder arrangement	3 In-Line	
Displacement (L)	3,3	
Cylinder bore (mm)	105	
Cylinder stroke (mm)	127	
Compression Ratio	17,25:1	
Regulation	Mechanic	
Rotation speed	1500	1800
Piston Speed (m/s)	6,4	7,62
Gross power COP (kWm)	-	-
Gross power PRP (kWm)	42,2	50,5
Gross power STP (kWm)	46,5	55,6
Fan power (kWm)	0,9	1,7
Net Power COP (kWm)	-	-
Net Power PRP (kWm)	41,3	48,8
Net Power STP (kWm)	45,6	53,9
BMEP COP (kPa)	-	-
BMEP PRP (kPa)	1023	1020
BMEP STP (kPa)	1128	1124



CONSUMPTION		50Hz		60Hz	
Fuel consumption	LOAD	lt/h	g/kWh	lt/h	g/kWh
STP	100%	8,1	-	-	-
	100%	7,2	-	-	-
PRP	75%	5,6	-	-	-
	50%	4,1	-	-	-
COP	100%	-	-	-	-
	75%	-	-	-	-
	50%	-	-	-	-
Oil consumption	< 0,15% of fuel consumption				
REFERENCE CONDITIONS					
Temperature (°C)	25				
Atmospheric pressure (kPa)	100				
CAPACITY					
Coolant (L)	10,2				
Oil (L)	8,3				
STARTING SYSTEM					
Voltage (V)	12				
Power (kW)	3				
Battery (Ah)	100				

4 ALTERNATOR SPECIFICATIONS

GENERAL SPECIFICATIONS	
Model	224GB50
Phases No.	Triphasic
Protection	IP23
Insulation	H
Temperature Rise	H
50Hz R.F.I. telephone interference	THF<2%
60Hz R.F.I. telephone interference	TIF<50
R.F.I. Suppression	BS EN 61000-6-2 /6-4, VDE 0875G, VDE 0875N.
Coupling	Semi-Flexible
Support	Single bearing



Wave form distortion with no load	< 1,5%
Wave form distortion with balanced linear load	< 5%
Winding Leads	12
Excitation (standard / option)	Self-excited / PMG
AVR Model (standard / option)	SX460/ MX341
Voltage Regulation (standard / option)	± 1,0%/ ± 0,5%



SMART RANGE

RATED POWER - 50Hz								RATED POWER - 60Hz									
FP (cos Ø)	Phase	Voltage (V)	Power		Efficiency			FP (cos Ø)	Phase	Voltage (V)	Power		Efficiency				
			PRP/STP (kVA)	PRP/STP (kVA)	PRP/STP (%)	Xd	X'd				X''d	PRP/STP (kVA)	PRP/STP (kVA)	PRP/STP (%)	Xd	X'd	X''d
0,8	Three-phase	440	48 / 53	48 / 53	89,0 / 89,0	2,100	0,160	0,110	0,8	Three-phase	480	60 / 66	60 / 66	88,8 / 88,8	2,830	0,200	0,140
0,8	Three-phase	415	50 / 55	50 / 55	88,5 / 88,5	2,100	0,160	0,110	0,8	Three-phase	460	60 / 66	60 / 66	88,2 / 88,2	2,830	0,200	0,140
0,8	Three-phase	400	50 / 55	50 / 55	88,2 / 88,2	2,100	0,160	0,110	0,8	Three-phase	440	60 / 66	60 / 66	87,8 / 87,8	2,830	0,200	0,140
0,8	Three-phase	380	50 / 55	50 / 55	87,8 / 87,8	2,100	0,160	0,110	0,8	Three-phase	416	60 / 66	60 / 66	87,1 / 87,1	2,830	0,200	0,140
0,8	Three-phase	240	50 / 55	50 / 55	88,5 / 88,5	2,100	0,160	0,110	0,8	Three-phase	240	60 / 66	60 / 66	88,8 / 88,8	2,830	0,200	0,140
0,8	Three-phase	230	50 / 55	50 / 55	88,2 / 88,2	2,100	0,160	0,110	0,8	Three-phase	230	60 / 66	60 / 66	88,2 / 88,2	2,830	0,200	0,140
0,8	Three-phase	220	48 / 53	48 / 53	89,0 / 89,0	2,100	0,160	0,110	0,8	Three-phase	220	60 / 66	60 / 66	87,8 / 87,8	2,830	0,200	0,140
0,8	Single phase	240	30 / 33	30 / 33	88,2 / 88,2	2,100	0,160	0,110	0,8	Three-phase	208	60 / 66	60 / 66	87,1 / 87,1	2,830	0,200	0,140
1	Single phase	240	30 / 33	30 / 33	88,2 / 88,2	2,100	0,160	0,110	0,8	Single phase	240	33 / 35	33 / 35	88,2 / 88,2	2,830	0,200	0,140
0,8	Single phase	230	30 / 33	30 / 33	88,2 / 88,2	2,100	0,160	0,110	1	Single phase	240	32 / 35	32 / 35	88,2 / 88,2	2,830	0,200	0,140
1	Single phase	230	30 / 33	30 / 33	88,2 / 88,2	2,100	0,160	0,110	0,8	Single phase	230	33 / 35	33 / 35	88,2 / 88,2	2,830	0,200	0,140
0,8	Single phase	220	30 / 33	30 / 33	88,2 / 88,2	2,100	0,160	0,110	1	Single phase	230	32 / 35	32 / 35	88,2 / 88,2	2,830	0,200	0,140
1	Single phase	220	30 / 33	30 / 33	88,2 / 88,2	2,100	0,160	0,110	0,8	Single phase	220	33 / 35	33 / 35	88,2 / 88,2	2,830	0,200	0,140
									1	Single phase	220	32 / 35	32 / 35	88,2 / 88,2	2,830	0,200	0,140

5

CONTROL PANEL



GENSET	DEEPSEA 7320	OPTIONAL
Voltage (Ph-Ph / Ph-N)	• / •	• / •
Current intensity	•	•
Frequency	•	•
RMS values	•	•
Generator phase sequence	•	•
Generator earth current [a]	o	o
No. of registers events	250	250
Real time clock	•	•
PIN protection	•	•
kWh, kVAr, kVAh, kVAh, cos Ø	•	•
Synchroscope (m)	-	o
Nº of available outputs [b]	6	6
Engine run hours	•	•
Indication of alarms on LCD	•	•
Total no. of LED indicators	12	12
No. of LED alarms	4	4
Sound signalling alarms	•	•
Scheduler	•	•
Fuel Level	•	•

Electrical network	DEEPSEA 7320	OPTIONAL
Voltage (Ph-Ph / Ph-N)	• / •	• / •
Current intensity [a]	-	o
Frequency	•	•
kVA, kW, cos Ø (a)	-	o
Inversion control between main-group	•	•
Protections and Alarms	DEEPSEA 7320	OPTIONAL
High / low battery voltage	A	o
Failure in Battery Charge Alternator	A	o
Failure to stop	A/S	A/S
Failure to start	A/S	A/S
Low fuel level	A/S	A/S
Overload	A/S	A/S
Earth leakage	A/S	A/S
Asymmetry between phases	A/S	A/S
Maintenance	A/S	A/S
High / Low generator frequency	A/S	A/S
Engine overspeed	A/S	A/S
Engine underspeed	A/S	A/S
Generator overvoltage	A/S	A/S
Generator undervoltage	A/S	A/S
ECU Alert (if applicable)	A/S	A/S
Low oil pressure	A/S	A/S
Low level of radiator water [f]	A/S	A/S
Engine high temperature	A/S	A/S
Fuel leakage/ theft	A	o

6 CONTROL PANEL

Engine	DEEPSEA 7320	OPTIONAL
Engine Speed	•	•
Low oil pressure protection	•	•
Oil pressure reading [c]	o	o
High temperature engine protection	•	•
Engine temperature reading [c]	o	o
Engine battery voltage	•	•
Intensity of the engine battery [d]	o	o
Fuel Consumption [e]	•	•
Low level of radiator water [f]	o	o
Engine maintenance scheduled	•	•
Communication	DEEPSEA 7320	OPTIONAL
USB female type B plug (Max. 6m) [g]	•	•
USB female type A plug (n)	-	o
RS232 port (Max. 15m) (n)	•	•
RS485 port (Max. 1,2Km) [h]	•	•
Ethernet port RJ45 [i]	o	o
GSM and/or GPS [j]	o	o
ModBus RTU protocol [h]	•	•
ModBus TCP protocol [i]	o	o
SNMP protocol [l]	o	o
CAN port (Max. 40m)	•	•
MSC port (Max. 240m) (m)	-	o
PLC functionality	•	•

Applications	DEEPSEA 7320	OPTIONAL
Automatic or manual starting	•	•
Remote start by NO dry contact	•	•
Automatic by mains failure	•	•
Alternating with timesharing	-	o
Multi-generators synchronization and load sharing (Max. 32 generators) (m)	-	o
Generator-Main in synchronism and load sharing (1 generator and 1 main) (m)	-	o
Optional expansions	DEEPSEA 7320	OPTIONAL
DSE2130 (8 inputs dig.) IG-IOM (8 in/outputs dig. + 4 inputs anal.) G-08 (8 inputs dig.)	•	•
DSE2157 I-RB8 G-06 (8 relay outputs)	•	•
DSE890 IL-NT-GPRS G-GSM (GSM and/or GPS)	•	•
DSE891 IB-LITE G-ETH (ethernet module)	•	•
DSE892 IB-LITE - (ethernet module according SNMP protocol)	•	•
DSE2548 IGL-RA15 - (expansion with 8 additional LEDs)	•	•
DSE2510 / 20 (mirror controller, maximum distance 1km)	•	•
Standards		
Working temperature		-30 -> 70°C
Protection index (when assembled with sealing gasket)		IP65
Degree of humidity (during 48hr)		93% / 40°C

Legend

•	Available
o	Optional
-	Not available
A	Warning Alarm
S	Stop alarm
[a]	Need additional CT
[b]	No. of outputs available for standard configuration. The outputs do not include relays and additional terminal connections.
[c]	If the information is not provided by the engine-ECU, you need an additional sensor

[d]	Needs additional ammeter
[e]	If information provided by the engine ECU
[f]	Required additional sensor
[g]	Requires the addition of the IL-NT-S-USB module
[h]	Requires the addition of the IL-NT-RS232-485 module
[i]	DeepSea: Requires the addition of the DSE891 module/ ComAp: Requires the addition of the IB-LITE module
[j]	DeepSea: Requires the addition of the DSE890 module/ ComAp: Requires the addition of the IL-NT-GPRS module
[l]	DeepSea: Requires the addition of the DSE892 module/ ComAp: Requires the addition of the IB-LITE module

Indicative weights and dimensions. Reference ambient conditions: 100kPa, 25°C, 30% relative humidity and fuel temperature below 40°C. Power in accordance with ISO 8528: Continuous power (PRP): Maximum available power to feed a variable electrical load for an unlimited period. The average of load factor in 24h of operation, shall not exceed 70% of the PRP. Admits 10% of overload during the maximum period of 1h every 12h of operation. The operation under overload shall not exceed 25h/year. Emergency Power (STP): Maximum available power to feed variable electrical load for a maximum period of 200h/year. The average of load factor in 24h of operation shall not exceed 70% of the STP. No overload. These specifications are subject to change without notice.

Distribuidor